

M12™

M18™



M12™ & M18™ CORDLESS PRESS TOOLS

4000443086, 4000452410, 4000477760 , 4000483683

Jaw Maintenance Guide

Beware for Maintenance Instructions

You are responsible for the instructions in the guide to be followed and/or implemented properly, by a competent person. Any loss and/or damage arising as a consequence of your contrary actions is your responsibility. TTI cannot be held liable for such loss and/or damages to the extent permissible by applicable law. If you have any doubts or require further assistance, it is recommended that you bring the tool to the nearest TTI Service Network location. You can find all required service information under: <https://www.milwaukeetool.eu/service/>



M12™









M18™



Jaw schedule

For any action, make sure to respect the safety instructions written in the manual to protect yourself and the device.

To keep your M12™ & M18™ Cordless Press Tool in optimal condition, follow the maintenance steps listed in the table

WORK	BEFORE OPERATION	AFTER OPERATION	EVERY 12 MONTHS
Visual inspection of jaws and connections			
Clean jaws			
Check for wear and/or cracks			
Serviced by an authorized Milwaukee service center			

* This checklist applies to pressing jaws used with the following Cordless Press Tool models: 4000443086, 4000452410, 4000477760, and 4000483683.



Milwaukee



M12



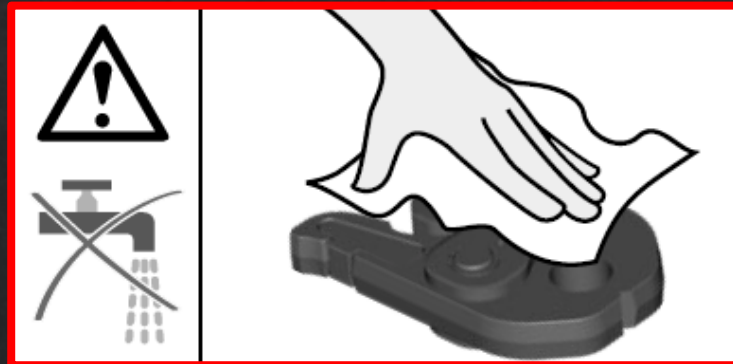
M18

Jaw maintenance



Make sure to be safe and respect the instructions written within the manual and the local regulations.

- Use dry rag – no water



- Clean with compressed air



- Lubricate all joints with a silicone-free spray oil

