

**Milwaukee**<sup>®</sup>

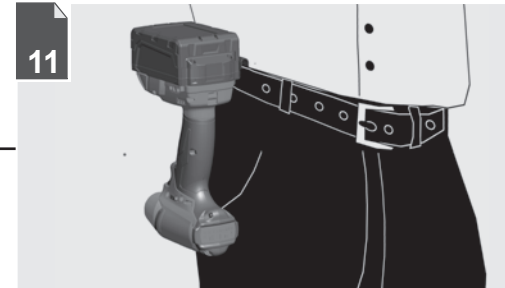
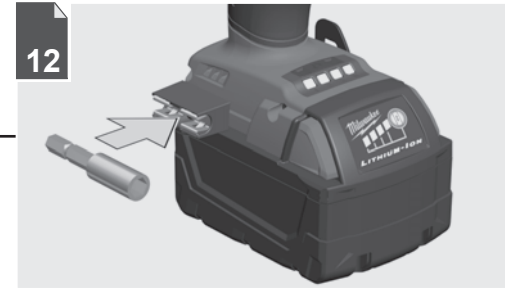
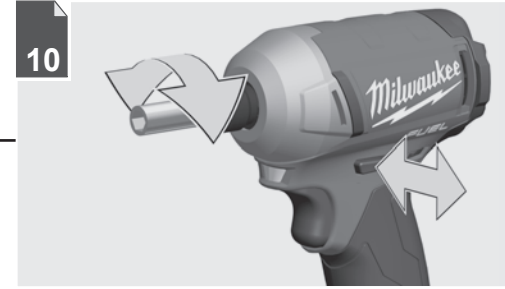

Nothing but **HEAVY DUTY**.<sup>®</sup>



## **M18 FQID**

---

Original instructions

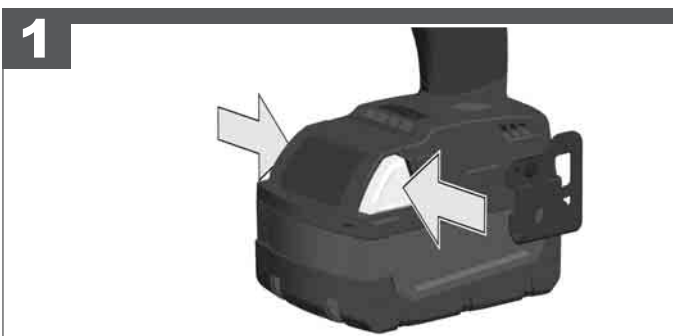


14

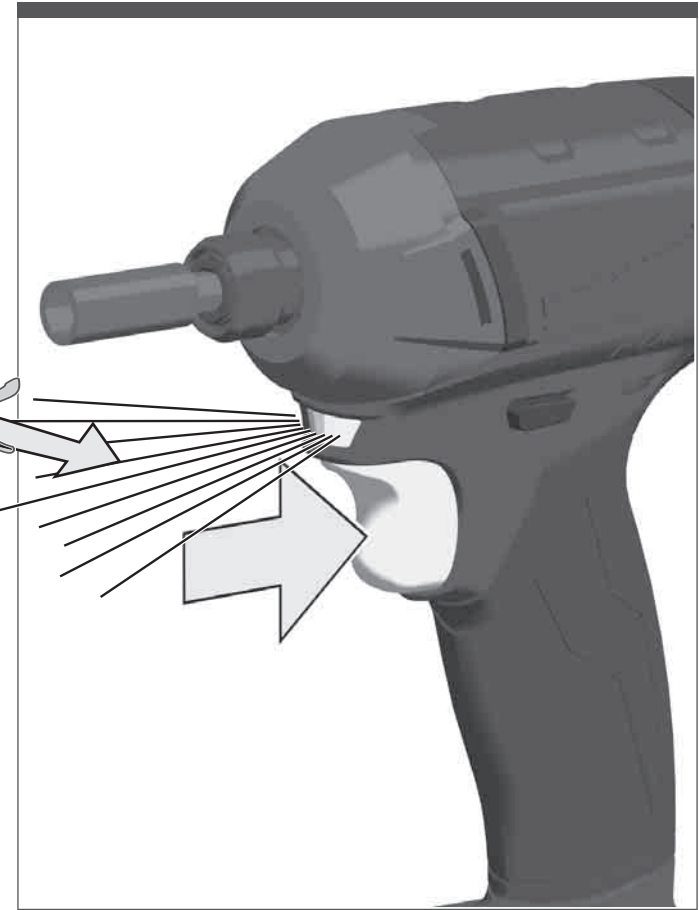


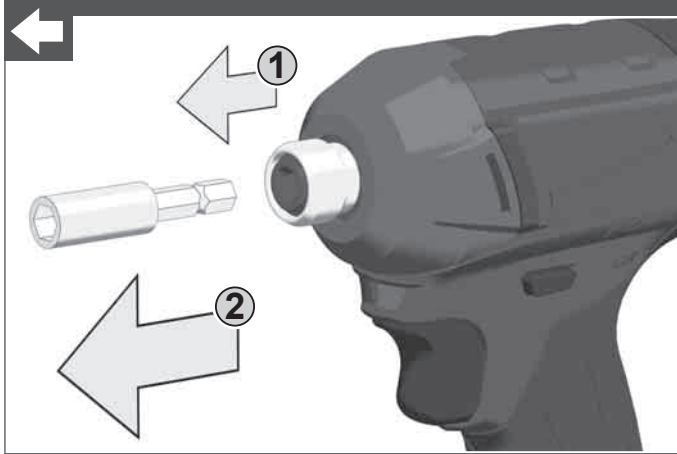
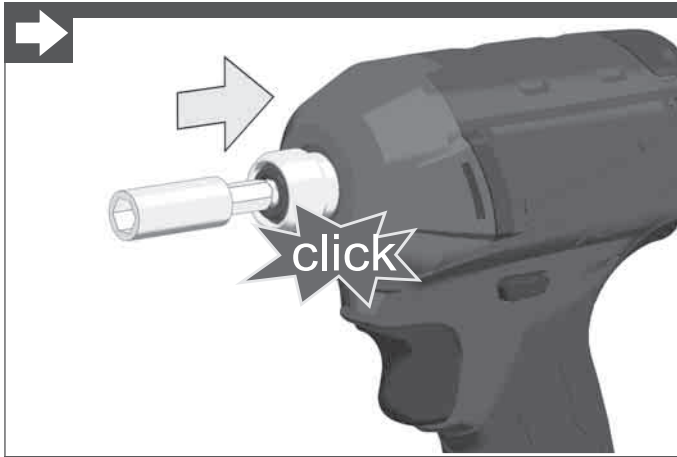
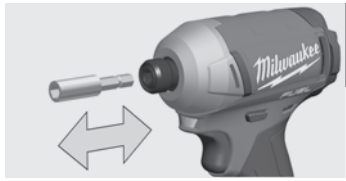
Text section with Technical Data, important Safety and Working Hints and description of Symbols



Remove the battery pack before starting any work on the machine.



	78-100 %
	55-77 %
	33-54 %
	10-32 %
	< 10 %

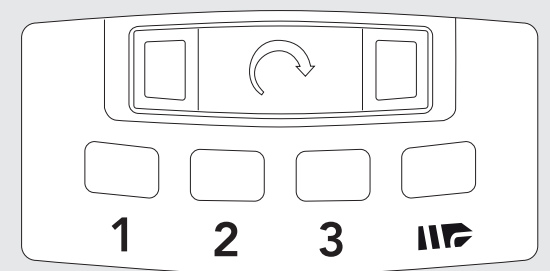
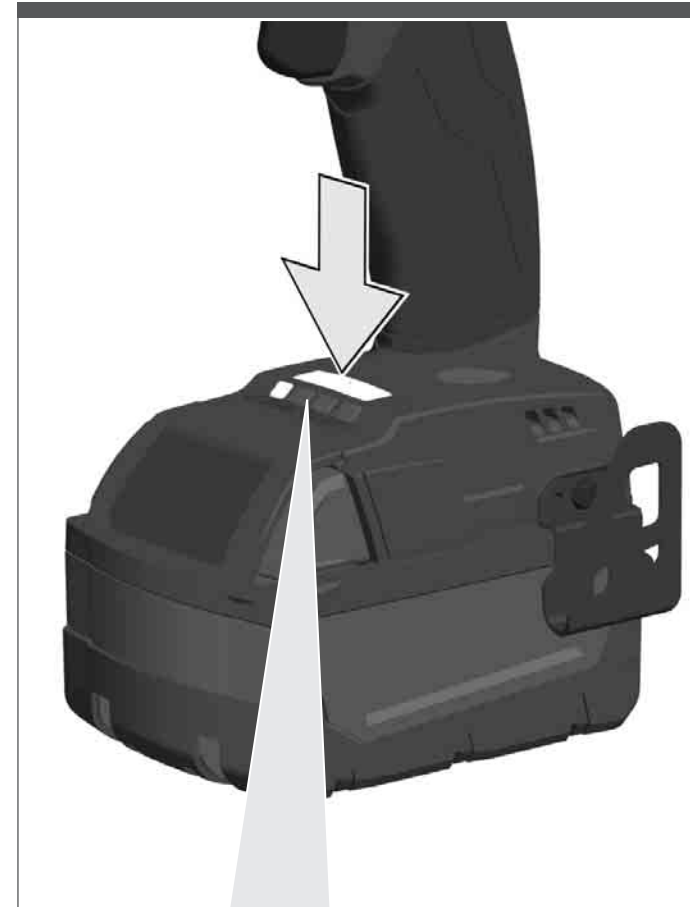




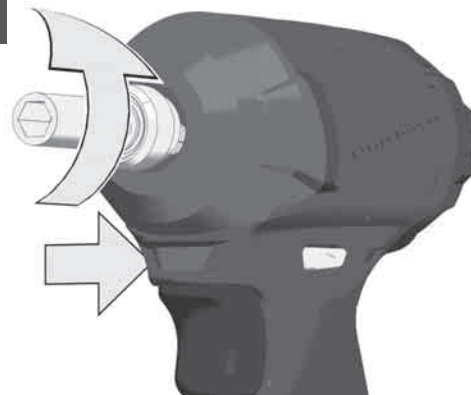
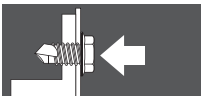
# START



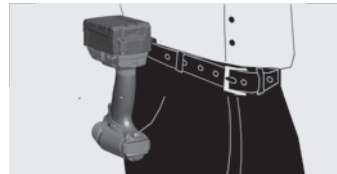
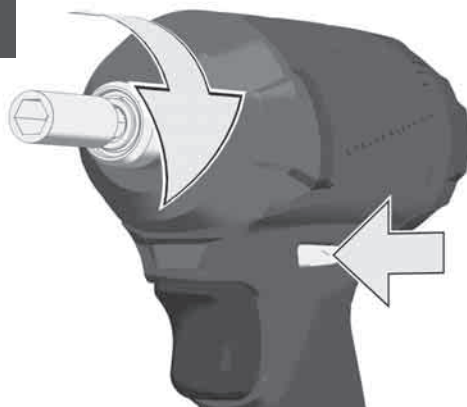
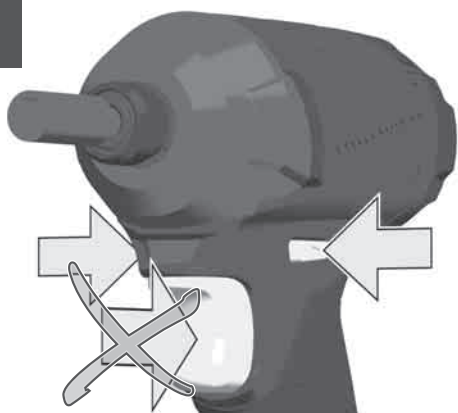
# STOP



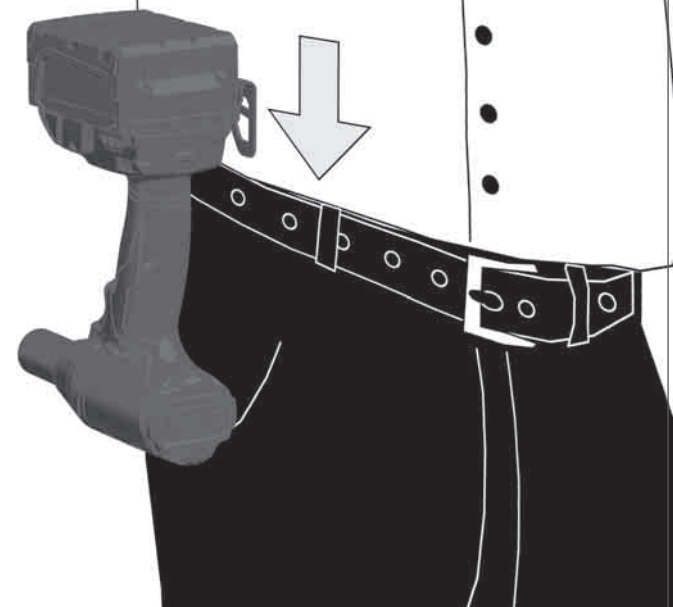
min <sup>-1</sup>	0-900	0-2100	0-3000	3000/750
	0-1000	0-2900	0-4000	0-4000



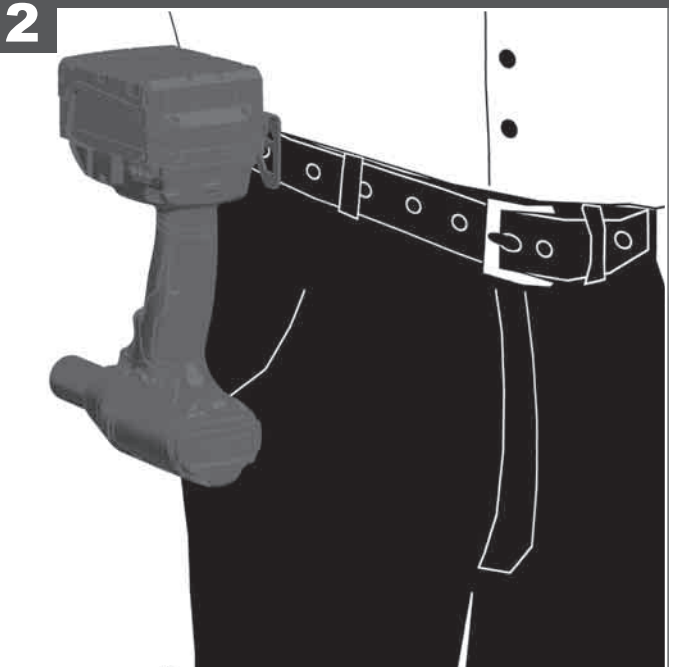
LOCK

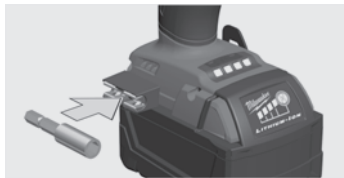


1

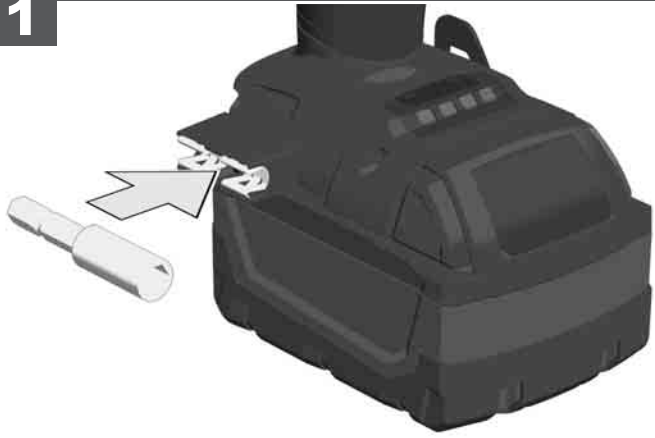


2

















1



2



**TECHNICAL DATA CORDLESS IMPACT SCREWDRIVER****M18 FQID**

Production code .....	4580 75 02... ...000001-999999
 No-load speed .....	0-900 min <sup>-1</sup>
 Impact range .....	0-1000 min <sup>-1</sup>
 Max. diameter bolt / nut .....	M14
 No-load speed .....	0-2100 min <sup>-1</sup>
 Impact range .....	0-2900 min <sup>-1</sup>
 Max. diameter bolt / nut .....	M14
 No-load speed .....	0-3000 min <sup>-1</sup>
 Impact range .....	0-4000 min <sup>-1</sup>
 Max. diameter bolt / nut .....	M14
 No-load speed .....	0-3000 min <sup>-1</sup>
 Impact range .....	0-4000 min <sup>-1</sup>
 Max. diameter bolt / nut .....	M14

<b>Noise</b>	
Speed 1:	
Sound pressure level (Uncertainty K=3dB(A)) .....	65,7 dB (A)
Sound power level (Uncertainty K=3dB(A)) .....	76,7 dB (A)
Speed 2:	
Sound pressure level (Uncertainty K=3dB(A)) .....	81,4 dB (A)
Sound power level (Uncertainty K=3dB(A)) .....	92,4 dB (A)
Speed 3:	
Sound pressure level (Uncertainty K=3dB(A)) .....	87,9 dB (A)
Sound power level (Uncertainty K=3dB(A)) .....	98,9 dB (A)
Torque reception .....	HEX 1/4" (6,4 mm)
Torque .....	40 Nm
Battery voltage .....	18 V
Weight according EPTA-Procedure 01/2003 (4.0 Ah / 5.0 Ah) .....	1,77 kg / 1,78 kg
Recommended ambient operating temperature .....	-18...+50 °C
Recommended battery types .....	M18B...
Recommended charger .....	M12-18C, M12-18AC, M12-18FC, M1418C6

**Noise/vibration information**

Measured values determined according to EN 62 841.

Typically, the A-weighted noise levels of the tool are:

Sound pressure level (Uncertainty K=3dB(A)) .....	87,9 dB (A)
Sound power level (Uncertainty K=3dB(A)) .....	98,9 dB (A)

**Wear ear protectors!**

Total vibration values (vector sum in the three axes) determined according to EN 62 841.

Vibration emission value a <sub>w</sub>	
Impact tightening of fasteners of the maximum capacity of the tool .....	19,4 m/s <sup>2</sup>
Uncertainty K= .....	1,5 m/s <sup>2</sup>

**WARNING**

The vibration emission level given in this information sheet has been measured in accordance with a standardised test given in EN 62 841 and may be used to compare one tool with another. It may be used for a preliminary assessment of exposure.

The declared vibration emission level represents the main applications of the tool. However if the tool is used for different applications, with different accessories or poorly maintained, the vibration emission may differ. This may significantly increase the exposure level over the total working period.

An estimation of the level of exposure to vibration should also take into account the times when the tool is switched off or when it is running but not actually doing the job. This may significantly reduce the exposure level over the total working period.

Identify additional safety measures to protect the operator from the effects of vibration such as: maintain the tool and the accessories, keep the hands warm, organisation of work patterns.

**⚠ WARNING Read all safety warnings, instructions, illustrations and specifications provided with this power tool.** Failure to follow all instructions listed below may result in electric shock, fire and/or serious injury.

**⚠ IMPACT DRIVER SAFETY WARNINGS**

**Hold power tool by insulated gripping surfaces, when performing an operation where the fastener may contact hidden wiring.** Fasteners contacting a „live“ wire may make exposed metal parts of the power tool „live“ and could give the operator an electric shock.

**Wear ear protectors.** Exposure to noise can cause hearing loss.

**ADDITIONAL SAFETY AND WORKING INSTRUCTIONS**

Use protective equipment. Always wear safety glasses when working with the machine. The use of protective clothing is recommended, such as dust mask, protective gloves, sturdy non-slip footwear, helmet and ear defenders.

The dust produced when using this tool may be harmful to health. Do not inhale the dust. Wear a suitable dust protection mask.

Do not machine any materials that present a danger to health (e.g. asbestos).

Switch the device off immediately if the insertion tool stalls! Do not switch the device on again while the insertion tool is stalled, as doing so could trigger a sudden recoil with a high reactive force. Determine why the insertion tool stalled and rectify this, paying heed to the safety instructions.

The possible causes may be:

- it is tilted in the workpiece to be machined

- it has pierced through the material to be machined
- the power tool is overloaded

Do not reach into the machine while it is running.

The insertion tool may become hot during use.

- when changing tools
- when setting the device down

Sawdust and splinters must not be removed while the machine is running.

When working in walls ceiling, or floor, take care to avoid electric cables and gas or waterpipes.

Clamp your workpiece with a clamping device. Unclamped workpieces can cause severe injury and damage.

Remove the battery pack before starting any work on the machine.

Do not dispose of used battery packs in the household refuse or by burning them. Milwaukee Distributors offer to retrieve old batteries to protect our environment.

Do not store the battery pack together with metal objects (short circuit risk).

Use only System M18 chargers for charging System M18 battery packs. Do not use battery packs from other systems. Never break open battery packs and chargers and store only in dry rooms. Keep dry at all times.

Battery acid may leak from damaged batteries under extreme load or extreme temperatures. In case of contact with battery acid wash it off immediately with soap and water. In case of eye contact rinse thoroughly for at least 10 minutes and immediately seek medical attention.

ALWAYS USE A SIDE HANDLE when using a 9.0 Ah or higher capacity battery pack; the output torque of some tools may increase. If your drill/driver did not come with a side handle, use the spare part side handle (see explosion drawing of the tool).


**Warning!** To reduce the risk of fire, personal injury, and product damage due to a short circuit, never immerse your tool, battery pack or charger in fluid or allow a fluid to flow inside them. Corrosive or conductive fluids, such as seawater, certain industrial chemicals, and bleach or bleach containing products, etc., can cause a short circuit.

**SPECIFIED CONDITIONS OF USE**

The cordless impact wrench can be used to tighten and loosen nuts and bolts wherever no mains connection is available.

Do not use this product in any other way as stated for normal use.

**RPM SETTING**

The  function is designed to reduce screw stripping, screw breakage, and damage to the work surface when driving self-tapping screws. This function is optimized for the most common materials, including #8-#10 self-tapping screws between 12-25 mm length and 0,5-1 mm sheet metal.

**EC-DECLARATION OF CONFORMITY**

We declare under our sole responsibility that the product described under "Technical Data" fulfills all the relevant regulations and the directives 2011/65/EU (RoHS), 2014/30/EU, 2006/42/EC, and the following harmonized standards have been used:

EN 62841-1:2015  
EN 62841-2-2:2014  
EN 55014-1:2017 + A11:2020  
EN 55014-2:2015  
EN IEC 63000:2018

Winnenden, 2020-10-22



Alexander Krug  
Managing Director

Authorized to compile the technical file.



Techronic Industries GmbH  
Max-Eyth-Straße 10  
71364 Winnenden  
Germany

**GB-DECLARATION OF CONFORMITY**

We declare as the manufacturer under our sole responsibility that the product described under "Technical Data" fulfills all the relevant provisions of the following Regulations S.I. 2008/1597 (as amended), S.I. 2016/1091 (as amended), S.I. 2012/3032 (as amended) and that the following designated standards have been used:

BS EN 62841-1:2015  
BS EN 62841-2-2:2014  
BS EN 55014-1:2017 + A11:2020  
BS EN 55014-2:2015  
BS EN IEC 63000:2018  
Winnenden, 2020-10-22



Alexander Krug  
Managing Director

Authorized to compile the technical file.

Techronic Industries GmbH  
Max-Eyth-Straße 10  
71364 Winnenden  
Germany

**BATTERIES**

Battery packs which have not been used for some time should be recharged before use.

Temperatures in excess of 50°C (122°F) reduce the performance of the battery pack. Avoid extended exposure to heat or sunshine (risk of overheating).

The contacts of chargers and battery packs must be kept clean.

For an optimum life-time, after use, the battery packs have to be fully charged.

To obtain the longest possible battery life remove the battery pack from the charger once it is fully charged.

For battery pack storage longer than 30 days: Store the battery pack where the temperature is below 27°C and away from moisture

Store the battery packs in a 30% - 50% charged condition Every six months of storage, charge the pack as normal.

**BATTERY PACK PROTECTION**

In extremely high torque, binding, stalling and short circuit situations that cause high current draw, the tool will vibrate for about 2 seconds and then the tool will turn OFF.

To reset, release the trigger.

Under extreme circumstances, the internal temperature of the battery could become too high. If this happens, the battery will shut down.

Place the battery on the charger to charge and reset it.

**TRANSPORTING LITHIUM BATTERIES**

Lithium-ion batteries are subject to the Dangerous Goods Legislation requirements.

Transportation of those batteries has to be done in accordance with local, national and international provisions and regulations.

- The user can transport the batteries by road without further requirements.
- Commercial transport of Lithium-Ion batteries by third parties is subject to Dangerous Goods regulations. Transport preparation and transport are exclusively to be carried out by appropriately trained persons and the process has to be accompanied by corresponding experts.

When transporting batteries:

- Ensure that battery contact terminals are protected and insulated to prevent short circuit.



- Ensure that battery pack is secured against movement within packaging.
- Do not transport batteries that are cracked or leak.










Check with forwarding company for further advice

## MAINTENANCE

Use only Milwaukee accessories and spare parts. Should components need to be replaced which have not been described, please contact one of our Milwaukee service agents (see our list of guarantee/service addresses).

If needed, an exploded view of the tool can be ordered. Please state the machine type printed as well as the six-digit No. on the label and order the drawing at your local service agents or directly at: Techtronic Industries GmbH, Max-Eyth-Straße 10, 71364 Winnenden, Germany.

## SYMBOLS

	CAUTION! WARNING! DANGER!
	Remove the battery pack before starting any work on the machine.
	Please read the instructions carefully before starting the machine.
	Do not dispose electric tools, batteries/rechargeable batteries together with household waste material. Electric tools and batteries that have reached the end of their life must be collected separately and returned to an environmentally compatible recycling facility. Check with your local authority or retailer for recycling advice and collection point.
$n_0$	No-load speed
V	Volts
	Direct current
	European Conformity Mark
	British Conformity Mark
	National mark of conformity Ukraine
	EurAsian Conformity Mark.



Copyright 2020  
Techtronic Industries GmbH  
Max-Eyth-Str. 10  
71364 Winnenden  
Germany  
+49 (0) 7195-12-0  
[www.milwaukeeetool.eu](http://www.milwaukeeetool.eu)

Techtronic Industries (UK) Ltd  
Fieldhouse Lane  
Marlow Bucks SL7 1HZ  
UK

 **EAC UK  
CA**  
(10.20)  
**4100 4148 33**